









































	Block 1 /2		Block 3/4		Block 5/6	
<b>Reception</b>	<b>Kandinsky</b>	<b>Van Gogh -Starry Night</b>	<b>Mondrian - Composition A</b>	<b>Mondrian - Composition A</b>	<b>Imagination - clay animals</b>	<b>Imagination - Rob Bacon</b>
						
	<b>Draw a range of lines and simple shapes.</b> Drawing skills: Straight lines (with ruler and without). horizontal,vertical, diagonal. Curved lines and swirls. Scissors skills. Using a ruler	<b>Draw different textures from observation</b> Drawing - Zig zags, wavy lines, turrets, simple shapes squares, circles, triangles etc to create patterns	<b>Draw a range of lines and simple shapes</b> Drawing Skills drawing straight lines using a ruler/ no ruler and simple shapes			
	<b>Painting</b> <b>Produce lines of different thickness</b> <b>Produce simple shapes</b>	<b>Scissors skills</b> <b>Use glue and paste carefully and accurately</b> Mixed media - Painting in the style of starry night wax crayon and watercolour. <b>Leaf rubbing for the tree</b>	<b>Produce lines of different thickness. Produce simple shapes. Solid infilling simple shapes, accurately within the lines.</b>	<b>Painting - painting different types of lines, infilling of colour</b>	<b>Experience in using a variety of malleable media such as clay, Clay shapes - rolling slabs and using cutters (simple shapes) creating animals.</b> <b>Use celery sticks to inprint scale design</b>	<b>Painting</b> <b>Use a range of simple printing methods</b> <b>Produce lines of different thickness</b>

	Block 1 /2		Block 3/4		Block 5/6	
<b>Year 1</b>	<b>Observational drawing (from picture)</b>		<b>Juan Miro - Birds, insects and shapes</b>	<b>Juan Miro - The garden</b>	<b>Sam Morris, Steven Brown</b>	<b>Illustrations - Deborah Allwright</b>
			1.  2. 		 	
	<b>Pencil control. Develop a range of tone using a pencil to create light/dark lines.</b> Grey pencil Colouring pencil  <b>Practise colouring dark to light in a continuous line/space to show graduation of tone</b>	<b>Application of toning skills</b>	<b>Drawing skills - simple shapes in style of Miro.</b> <b>Draw from observation, memory and imagination</b> <b>Begin to control the types of marks made with a range of media.</b>	<b>Begin to control the types of marks made with a range of media.</b> Creating an imitation piece in the style of Miro and their imagination.	Chalks and charcoal pencils. <b>Begin to control the types of marks made with a range of media.</b> To use a variety of techniques such as to replicate the real world. <b>Develop a range of tone using a pencil to create light/dark lines.</b>	<b>Draw from observation and imagination</b> <b>Begin to control the types of marks made with a range of media.</b>
			<b>Painting-Primary and secondary colours, mixing colours with water, infilling</b> Painting - using a wash over wax crayons <b>Create simple collage</b>	<b>Mix primary colours to create secondary colours, Infill shapes evenly and accurately.</b> Clay (Miro Worm) <b>Sculpt basic shapes. Apply simple finishes to their work</b>		

	Block 1 /2		Block 3/4		Block 5/6	
Year 2		Rousseau		Kandinsky	Cubism - Picasso	Cubism - Picasso
						
	<b>Draw from direct observation. Create more complex range of tone, shade and patterns.</b> - Recreating textures in the real world. Drawing skills: Texture, tone using texture. Wax crayon and pencil crayon rubbings	3D Collage of mix media in the style of Rousseau <b>Create more complex range of tone, shade</b> crayon drawing - tones and texture	3D Collage of mix media in the style of Rousseau <b>Create more complex range of tone, shade</b> crayon drawing - tones and texture			
			Think about texture and effect when mixing painting. Create a range of effects - control the types of marks made with a paint brush. Use a range of simple painting methods - tint, tone and shade Painting - shades in black and white and tones of colour		Think about texture and effect when mixing painting. Create a range of effects - control the types of marks made with a paint brush. Use a range of simple painting methods - tint, tone and shade 3D Collage - mixture of painting and texture creating textures	3D Clay face - shaping and layering <b>Shape, form, construct and model 3D shapes from observation or imagination. Develop surface patterns and textures on 3D artwork and use appropriately.</b>
Year 3	Andy Warhol		Edgar Degas	Edgar Degas	Islamic artist Siddiqa Juma, Hassan Mossoudy, Ruh Al-Alam	
						
	Drawing skills - colouring pencils, face portrait		Drawing skills - Draw using understanding of proportion. Art mannequin Pencil	Drawing skills - Draw using understanding of proportion. Charcoal pencils and chalks	Drawing - design mandala hand - create more detailed patterns	
	Painting/Mix Media - creating backgrounds (oil, bubble, paint etc) 3D collage		3D - Use different materials to make tutu		3D - Clay -Explore carving as a form of art. Create clay slab and carve decoration	

	Block 1 /2		Block 3/4		Block 5/6	
Year 4	Egyptians		Modern art (Realism)Paul Lung/Martin Lynch Smith		Georges Seurat	Georges Seurat
						
	Drawing skills - Draw more detailed and intricate drawings for a sustained period of time. I pads to research ancient Egyptian		Drawing skills - Create 1/ 2 point perspective drawing. Develop perspective in their drawing.	Painting -Pointillism Colour using pointilism	Drawing skills - Draw more detailed and intricate drawings for a sustained period of time	
		3D clay -Produce larger clay ware using coil technique. Make a slip to join two pieces of clay. (lid)		Painting -Pointillism Colour using pointilism		Painint - Develop a range of effect to create more realistic artwork (eyes)

	Block 1 /2		Block 3/4		Block 5/6	
Year 5	Henry Moore	Henry Moore	Cezanne	Rene Margritte	Classic Artists - Turner and Constable	Classic Artists - Turner and Constable
						
	Drawing skills - Develop perspective in their drawing. Develop composition, scale and proportion in their	Marquette - scale drawing of figure to be created in clay		Develop composition, scale and proportion in their drawings.	Draw for a sustained period of time to develop key elements of their work.	
		3d Clay - Design artwork for a larger scale, building murals, sculpture.	Painting- Sfumato			(Y4)Painting - Develop a range of effect to create more realistic artwork Y5 - Develop painting skills using sfumato techniques

	Block 1 /2		Block 3/4		Block 5/6	
Year 6	William Morris		Van Gogh, Picasso (still life)		Op Art - Bridgette Reilly and Victor Vasarely	Escher
						
	Drawing skills - Draw using their own interpretation of a subject	Drawing skills - Draw using their own interpretation of a subject		Develop close observational skills using a variety of viewfinders.	Drawing skill - Look at how perspective has been used in different was op art, cubism	Drawing skills - (Ink Pens) Create imaginative work from a variety of sources such previously taught techniques and artists.
Printing - Repeated patterns	Develop paining skills and explore painting on different media (paper/card, glass, clay) - Stained glass/clay Model and develop 3D work through a combination of pinch, slab, coil and carving techniques		Develop composition, scale and proportion in their paintings			
<p>Year 6 Block 1/2 (Op Art) swapped with Block 5/6 (William Morris)  Year 4 Block 3/4 Egyptian clay moved to block 1/2, Block 3/4 Modern Art moved to block 3/4</p>						